











# 3D EXTREME



1136



1136

 P/N	 Hose Con.	 Minimum/GPM	 Pipe Diameter	 L x W Dimensions	 lbs. Weight	 Rear Jets	 Front Jets	 Radial Jets	 # Tier
1136	1"	60	6" - 15"	8.74" x 2.75"	9.47	8	1	----	3
1136,75	3/4"	30	6" - 15"	8.74" x 2.75"	9.47	8	1	----	3

## Exceptional cleaning and pulling power

Ideal for pipes that may have holes in the bottom or offsets, the **3D Extreme** nozzle is a worthy tool to have in your tool box. 3D fluid mechanics and one-piece ceramic inserts create a strong jet pattern with a spray angle of 11°, resulting in exceptional cleaning and pulling power. One forward jet offers a penetration option as well.