

SHEL LAB®

SVACE SERIES ECONOMY VACUUM OVENS SVAC1E • SVAC2E



SVACE1



SVACE2



SHEL LAB is a Sheldon Manufacturing Brand. P/N 0740516. Rev. 2024.

IDEAL FOR INDUSTRIAL, ANALYTICAL, AND GENERAL LABORATORY APPLICATIONS

SHEL LAB vacuum ovens are recommended for critical scientific and analytical use in laboratory and pilot plant product research. Typical applications include outgassing, curing, drying, baking, pre-heating, conditioning, and life cycle testing. Choose from four cabinet sizes, each with a glass viewing window, and inert gas connection.

SVAC OVENS FEATURES AND BENEFITS

The SVAC Series ovens are engineered for safe, accurate, and precise performance in demanding laboratory environments.



SHEL LAB vacuum economy series ovens provide exceptional capabilities for fast and gentle drying of heat-sensitive materials. They prevent residue accumulation on products and also allow the safe drying of flammable solvents. These units feature a radiant heating system that optimizes chamber space and provides excellent heat transfer and temperature uniformity. All SHEL LAB vacuum ovens are built with stainless steel chambers that are easy to clean and exceptionally durable.


The doors have positive latch handles with spring-loaded glass to facilitate a good vacuum seal without hinge binds that shorten the gasket life. The tempered glass viewing window allows for safe, continuous monitoring of samples. A selection of gaskets (for specific applications) and a small benchtop footprint increase the versatility of these ovens.

Applications:

- Drying
- Outgassing Liquids
- Aging Tests
- Chemical Resistance Studies
- Vacuum Storage
- Moisture Removal
- Rubber & Textiles Desiccating
- Curing
- Dry Sterilization
- Plating



SVAC2E



SVAC1E



SVAC2E



SVAC1E

All units have the option to connect to a clean or inert gas supply source via a 1/4" OD Vent Port

Extended Warranties!
US Domestic Only


Control Panel

Power is supplied to the unit when the switch is in the (I)ON position. The Temperature Dial sets the oven operating temperature. The dial is marked with 10 major increments and 9 minor increments, which can be used as index points for setting and returning to temperature levels. The green light located above the label Heating Activated and illuminates whenever the oven elements are being powered to heat the chamber. The Vacuum Gauge indicates the level of vacuum within the chamber. The dial displays a vacuum pressure range of 0 - 76 cmHg and 0 - 30 inHg, with 30 inHg. Zero indicates ambient atmospheric pressure and 30 indicates a perfect vacuum level.





Controller Position	Approximate Temperature	Controller Position	Approximate Temperature
	30 – 48°C*		125 – 143°C
	49 – 67°C		144 – 162°C
	68 – 86°C		163 – 181°C
	87 – 105°C		182 – 200°C
	106 – 124°C		200 – 210°C*

UNIT SPECIFICATIONS

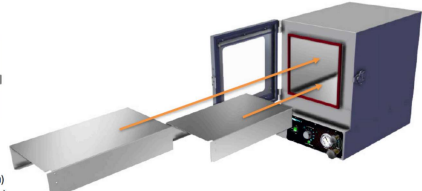
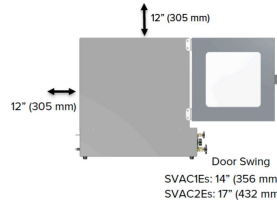




Model	SVAC1E	SVAC2E
Exterior Dimensions (W x D x H)	15.5" x 19" x 22.5" 394 x 483 x 572 mm	18.5" x 27.8" x 25.3" 470 x 705 x 641 mm
Interior Dimensions (W x D x H)	9" x 12" x 9" 228 x 304 x 228 mm	12" x 20" x 12" 304 x 508 x 304 mm
Interior Volume	0.56 cu.ft. (15.9 liters)	1.67 cu.ft. (47.2 liters)
Unit Weight	59.4 lb (27 kg)	108 lb (49 kg)
Shelves	2 Included, 2 Max	3 included, 3 Max
Shelf Dimensions (W x D)	8.5" x 11" 215 x 279 mm	11.3" x 19" 287 x 483 mm
Maximum Weight per Shelf	35 lb (15.8 kg)	35 lb (15.8 kg)
Permitted Total Load	70 lb (31.7 kg)	70 lb (31.7 kg)
Frequency	50/60Hz	50/60Hz
Voltage	110V-120V/220V-240V	110V-120V/220V-240V
Power Current (Max Draw), Amps	5/2.5	10/5.5
Nominal Power (watts @150°C)	253/300	510/540
Plug Supplied	NEMA 5-15P/EU1-16P	NEMA 5-15P/EU1-16P
At 80°C Energy Consumption (kWh/day)	5.9/6.9	11.8/12.5
At 150°C Energy Consumption (kWh/day)	7.1/8.4	14.2/15.1
At 220°C Energy Consumption (kWh/day)	11.1/13.3	22.5/23.9
Heat-Up to Ambient Minutes to 80°C	30	30
Heat-Up to Ambient — Minutes to 150°C	45	45
Heat-Up to Ambient — Minutes to 220°C	120	120
Temperature Range	15°C above ambient to 210°C	15°C above ambient to 210°C
Temperature Stability	+/- 0.1°C @ 150°C	+/- 0.1°C @ 150°C
Operational Vacuum Range	-3.0 to -29.9 InHg	-3.0 to -29.9 InHg
Vacuum Display Range	0-29.9 InHg	0-29.9 InHg



SVAC1Es
2 Shelves

SVAC2Es
2 Shelves





SHELDON
MANUFACTURING, INC

Sheldon Manufacturing, Inc.
300 N. 26th Avenue • PO Box 627 • Cornelius, OR 97113 USA
+1-503-640-3000 • sales@sheldonmfg.com

SHEL LAB is a Sheldon Manufacturing Brand. P/N 0740516. Rev. May 2024.