



Nitrate Test Kit

NI-11 (146803)

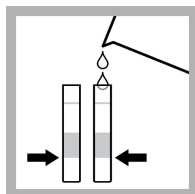
DOC326.98.00027

Test preparation

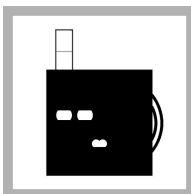
CAUTION: ⚠ *Review the Safety Data Sheets (MSDS/SDS) for the chemicals that are used. Use the recommended personal protective equipment.*

- Put the color disc on the center pin in the color comparator box (numbers to the front).
- Use sunlight or a lamp as a light source to find the color match with the color comparator box.
- Rinse the tubes with sample before the test. Rinse the tubes with deionized water after the test.
- If the color match is between two segments, use the value that is in the middle of the two segments.
- If the color disc becomes wet internally, pull apart the flat plastic sides to open the color disc. Remove the thin inner disc. Dry all parts with a soft cloth. Assemble when fully dry.
- The reagent contains a small quantity of cadmium metal that does not dissolve. Dispose of reacted solutions according to local, state and federal regulations.
- To verify the test accuracy, use a standard solution as the sample.
- If the sample contains more than 40 mg/L nitrate-nitrogen, dilute the sample as follows. Use the dropper to add 1 mL of sample to each tube. Dilute the sample to the 5-mL mark with deionized water. Use the diluted sample in the test procedure and multiply the result by 5.
- To record the test result as mg/L NO_3^- , multiply the test result by 4.4.

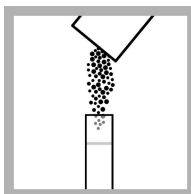
Test procedure—Nitrate-nitrogen (0–40 mg/L NO_3^- -N)



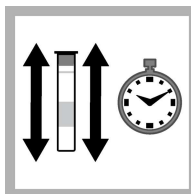
1. Fill two tubes to the first line (5 mL) with sample.




2. Put one tube into the left opening of the color comparator box.



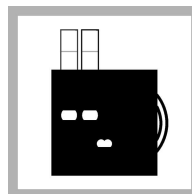
3. Add one NitraVer 5 Nitrate Reagent Powder Pillow to the second tube.




4. Put a cap on the tube. Shake vigorously for 1 minute.



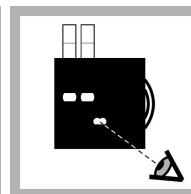
5. Wait 1 minute. An amber color develops.



6. Put the second tube into the color comparator box.



7. Hold the color comparator box in front of a light source. Turn the color disc to find the color match.



8. Read the result in mg/L in the scale window.

Replacement items

Description	Unit	Item no.
NitraVer® 5 Nitrate Reagent Powder Pillows, 5 mL	100/pkg	1403599
Color disc, nitrate nitrogen, 0–40 mg/L	each	9261400
Color comparator box	each	173200
Dropper, glass, 0.5- and 1.0-mL marks	5/pkg	1419705
Plastic viewing tubes, 18 mm, with caps	4/pkg	4660004

Optional items

Description	Unit	Item no.
Caps for plastic viewing tubes (4660004)	4/pkg	4660014
Water, deionized	500 mL	27249
Glass viewing tubes, glass, 18 mm	6/pkg	173006
Nitrate nitrogen standard solution, 10.0 mg/L NO_3^- -N	500 mL	30749
Stoppers for 18-mm glass tubes and AccuVac Ampuls	6/pkg	173106

