




Model 950XL3 Double Check Valve Assembly

Application

Ideal for use where Lead-Free* valves are required. Designed for installation on potable water lines to protect against both backsiphonage and backpressure of polluted water into the potable water supply. Assembly shall provide protection where a potential non-health hazard exists.

Standards Compliance (Horizontal and Vertical)

- ASSE® Listed 1015
- UPC® Listed
- AWWA Compliant C510
- Approved by the Foundation for Cross Connection Control and Hydraulic Research at the University of Southern California
- Meets the requirements of NSF/ANSI/CAN 61 and 372 *(0.25% MAX. WEIGHTED AVERAGE LEAD CONTENT)
- Not available for sale or use in Canada



LEAD FREE



NSF/ANSI/CAN 61

Materials

Main valve body	Low Lead Cast Bronze ASTM B 584
Access cover	Low Lead Cast Bronze ASTM B 584
Fasteners	Stainless Steel, 300 Series
Elastomers	Silicone (FDA Approved) Buna Nitrile (FDA Approved)
Polymers	Noryl™
Springs	Stainless Steel, 300 Series
Ball valve handles	Stainless Steel

Features

Sizes:	3/4", 1", 1 1/4", 1 1/2", 2"
Minimum working water pressure	20 PSI
Maximum working water pressure	175 PSI
Minimum working water temperature	33°F
Maximum working water temperature	180°F
Hydrostatic test pressure	350 PSI
Threaded end connections (FNPT)	ANSI B1.20.1

Options

(Suffixes can be combined)

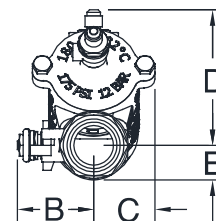
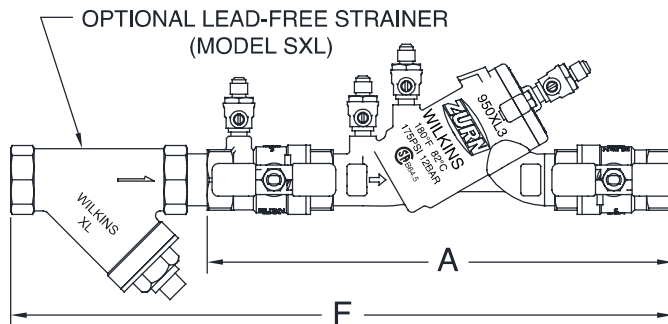
- with full port QT ball valves (standard, 3/4" - 2"), and with integral male 45° flare SAE test fitting (standard, 3/4" - 1")
- FT - with integral male 45° flare SAE test fitting (1 1/4" - 2", contact factory for approvals)
- S - with Model SXL lead-free bronze wye type strainer
- U - with union ball valves (3/4" - 2")

Accessories

- Repair kits (see repair kit guide for full list)
- Thermal expansion tank (Model XT)
- QT-SET Quick Test Fitting Set (1 1/4" - 2")

Repair Kit Part Numbers

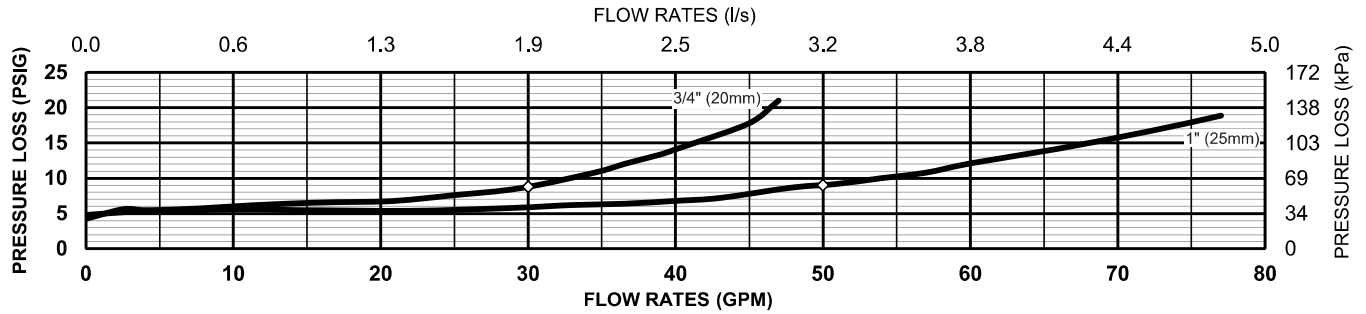
- RK34-950XL3
- RK1-950XL3
- RK114-950XL3 (1 1/4" & 1 1/2")
- RK2-950XL3



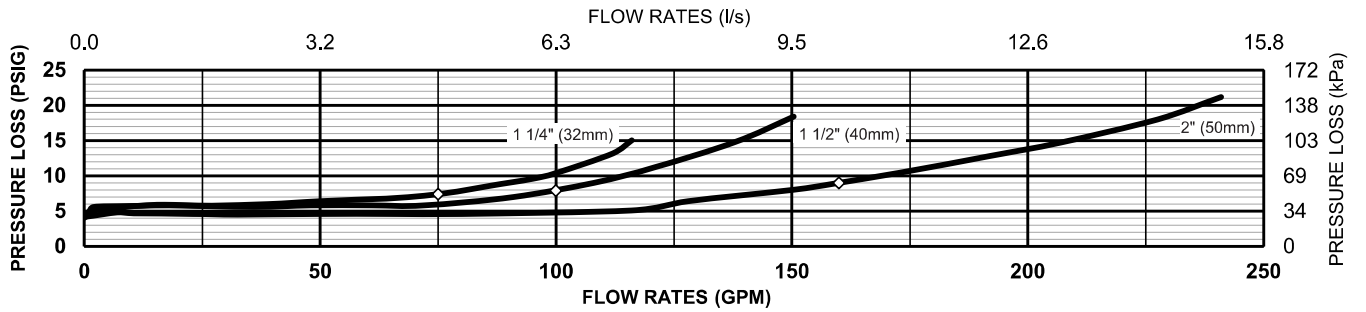
Dimensions & Weights (do not include pkg.)

MODEL SIZE		DIMENSIONS (approximate)										WEIGHT WITH BALL VALVES			
		A		B		C		D		E				F	
in.	mm	in.	mm	in.	mm	in.	mm	in.	mm	in.	mm	in.	mm	lbs.	kg
3/4	20	9 15/32	241	1 9/16	42	1 5/16	34	3 3/16	82	11/16	18	14 3/16	358	3.4	1.5
1	25	11 3/4	299	1 15/16	49	1 1/2	39	3 7/16	87	7/8	22	17 9/16	446	5.2	2.4
1 1/4	32	15 1/4	387	2 1/2	64	1 5/8	42	4 1/4	109	1 3/16	29	20 3/8	518	10.2	4.6
1 1/2	40	15 15/16	405	3 1/16	79	1 5/8	41	4 5/16	110	1 1/4	33	21 9/16	548	11.9	5.4
2	50	17 11/16	449	3 1/2	89	1 15/16	49	5 1/16	128	1 5/8	41	24 5/8	626	18.0	8.2

MODEL 950XL3 3/4" & 1" (STANDARD & METRIC)



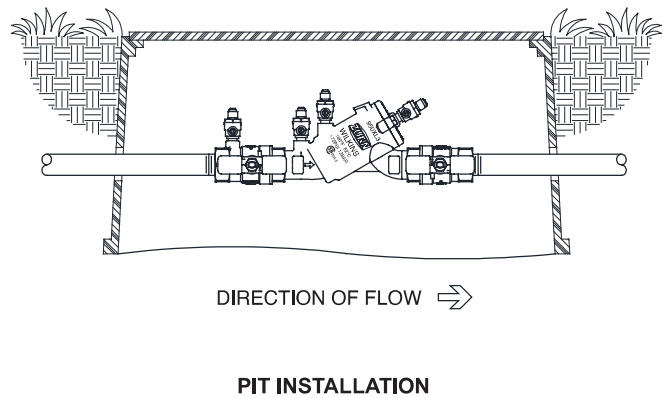
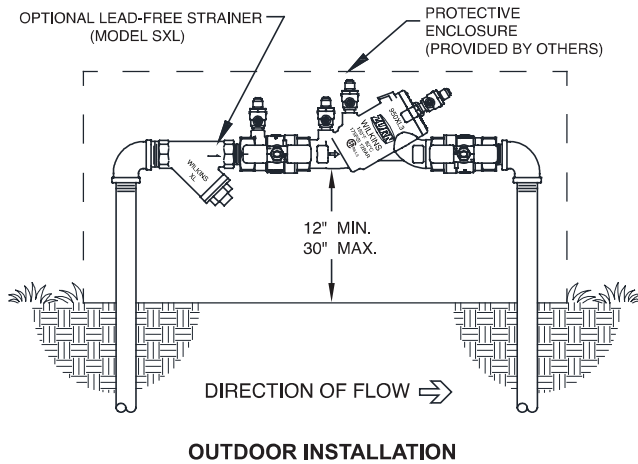
MODEL 950XL3 1 1/4", 1 1/2" & 2" (STANDARD & METRIC)



Typical Installation

Local codes shall govern installation requirements. To be installed in accordance with the manufacturer's instructions and the latest edition of the Uniform Plumbing Code. Unless otherwise specified, the assembly shall be mounted at a minimum of 12" (305mm) and a maximum of 30" (762mm) above adequate drains with sufficient side clearance for testing and maintenance. The installation shall be made so that no part of the unit can be submerged.

Capacity thru Schedule 40 Pipe				
Pipe size	5 ft/sec	7.5 ft/sec	10 ft/sec	15 ft/sec
1/8"	1	1	2	3
1/4"	2	2	3	5
3/8"	3	4	6	9
1/2"	5	7	9	14
3/4"	8	12	17	25
1"	13	20	27	40
1 1/4"	23	35	47	70
1 1/2"	32	48	63	95
2"	52	78	105	167



Specifications

The Double Check Type Backflow Preventer shall be certified to NSF/ANSI/CAN 61, shall be ASSE Listed 1015, rated to 180°F, and supplied with full port ball valves. The main body and access cover shall be low lead bronze (ASTM B 584), the seat ring and all internal polymers shall be Noryl™ and the seat disc elastomers shall be silicone. The first and second check shall be located at an angle and accessible for maintenance from the top of the device, without removing the device from the line. The checks shall share a single access cover and test cocks shall be accessible from the top of the device. The Double Check Type Backflow Preventer shall be a ZURN WILKINS Model 950XL3.