


Class 150 (Standard) Fig. 3121R Reducing Coupling



For Listings/Approval Details and Limitations, visit our website at www.asc-es.com or contact an ASC Engineered Solutions' Sales Representative.

Figure 3121R Reducing Coupling

Nominal Size	Dimension A	Approx Wt. Each
In. (mm)	In. (mm)	Lbs. (kg)
1/4 x 1/8 8 x 6	1.00 25.40	0.07 0.03
3/8 x 1/8 10 x 6	1.13 28.70	0.09 0.04
3/8 x 1/4 10 x 8	1.13 28.70	0.10 0.05
1/2 x 1/8 15 x 6	1.25 31.75	0.13 0.06
1/2 x 1/4 15 x 8	1.25 31.75	0.13 0.06
1/2 x 3/8 15 x 10	1.25 31.75	0.14 0.06
3/4 x 1/8 20 x 6	1.44 36.58	0.18 0.08
3/4 x 1/4 20 x 8	1.44 36.58	0.20 0.09
3/4 x 3/8 20 x 10	1.44 36.58	0.21 0.10
3/4 x 1/2 20 x 15	1.44 36.58	0.22 0.10
1 x 1/4 25 x 8	1.69 42.93	0.30 0.14
1 x 3/8 25 x 10	1.69 42.93	0.31 0.14
1 x 1/2 25 x 15	1.69 42.93	0.34 0.15
1 x 3/4 25 x 20	1.69 42.93	0.36 0.16

Material Specifications

Dimensions:

Fittings: ASME B16.3
Unions: ASME B16.39
Bushings/Plugs: ASME B16.14

Material: ASTM A-197

Finish: Black or Hot Dip Galvanized per ASTM A153 Class A

Threads*: NPT per ASME B1.20.1

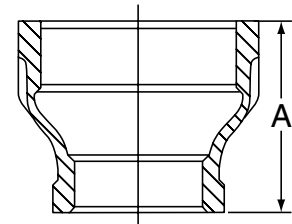
Pressure Ratings:

Fittings: ASME B16.3
Unions: ASME B16.39
Bushings/Plugs: ASME B16.14

Pressure Testing: All malleable iron fittings are tested for through wall porosity using an air under water process.

Agency Approvals: All malleable iron fittings and unions are UL/ULC Listed and FM Approved.

*British Standard threading per BS 21 available upon request.



PROJECT INFORMATION	APPROVAL STAMP
Project:	Approved
Address:	Approved as noted
Contractor:	Not approved
Engineer:	Remarks:
Submittal Date:	
Notes 1:	
Notes 2:	

Class 150 (Standard)

Fig. 3121R Reducing Coupling

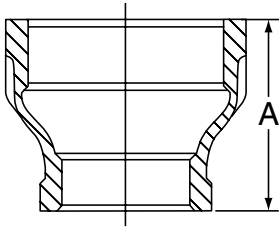


Figure 3121R Reducing Coupling

Nominal Size	Dimension A	Approx Wt. Each
In. (mm)	In. (mm)	Lbs. (kg)
1¼ x ½ 32 x 15	2.06 52.32	0.47 0.21
1¼ x ¾ 32 x 20	2.06 52.32	0.51 0.23
1¼ x 1 32 x 25	2.06 52.32	0.57 0.26
1½ x ½ 40 x 15	2.31 58.67	0.62 0.28
1½ x ¾ 40 x 20	2.31 58.67	0.66 0.30
1½ x 1 40 x 25	2.31 58.67	0.73 0.33
1½ x 1¼ 40 x 32	2.31 58.67	0.80 0.36
2 x ½ 50 x 15	2.81 71.37	0.94 0.43
2 x ¾ 50 x 20	2.81 71.37	0.99 0.45
2 x 1 50 x 25	2.81 71.37	1.03 0.47
2 x 1¼ 50 x 32	2.81 71.37	1.17 0.53
2 x 1½ 50 x 40	2.81 71.37	1.25 0.57

Figure 3121R Reducing Coupling

Nominal Size	Dimension A	Approx Wt. Each
In. (mm)	In. (mm)	Lbs. (kg)
2½ x 1¼ 65 x 32	3.25 82.55	1.81 0.82
2½ x 1½ 65 x 40	3.25 82.55	1.90 0.86
2½ x 2 65 x 50	3.25 82.55	2.04 0.93
3 x 1 80 x 25	3.69 93.73	2.48 1.12
3 x 1¼ 80 x 32	3.69 93.73	2.55 1.16
3 x 1½ 80 x 40	3.69 93.73	2.67 1.21
3 x 2 80 x 50	3.69 93.73	2.78 1.26
3 x 2½ 80 x 65	3.69 93.73	3.23 1.47
4 x 1½ 100 x 40	4.38 111.25	4.18 1.90
4 x 2 100 x 50	4.38 111.25	4.43 2.01
4 x 2½ 100 x 65	4.38 111.25	4.87 2.21
4 x 3 100 x 80	4.38 111.25	5.29 2.40