

TRACER-LOCK® CONNECTOR

Locking Tracer Wire Connection System

Silicone Filled • Locking Tracer Wire Connection System • Made from Polycarbonate • Impact and Crush Resistant
 Water and Corrosion Proof • Moisture, Chemical, and Oil Resistant • 1,000 volts max • RoHS Compliant
 Direct Burial Rated • Connector for use in Damp, Wet and Submersible Locations

“TRACER-LOCK® CONNECTOR -- MECHANICAL SUPERIORITY & RELIABILITY -- IT’S REVOLUTIONARY”



Applications and Information

- **TRACER-LOCK® Connector** is a direct bury, self-stripping, locking connector system used for making connections to underground tracer wire systems. Our innovative and unique design allows the connector to be installed as an “in-line” or “lateral” connector without stripping the tracer wire.
- **Works with sizes 18 thru 8 AWG.** Sizes can be mixed or matched. The wide range of sizes is useful as different sizes are commonly used in open-cut versus boring installs.
- Pre-filled with anti-oxide compound with excellent water and corrosion proofing technology that provides superior electrical continuity.
- Self-stripping design that utilizes a stationary toothed blade for insulation displacement. Eliminates installer error and issues caused by stripping wire manually.
- A one-piece connector that utilizes mechanical compression for extreme holding power that no other tracer wire connector can match. Eliminates the need to tie knots into wire before entering connector for extra holding power. Housing is virtually indestructible.
- Each connector is bagged with installation instructions for quick reference anytime.
- Designed to work with all forms of copper, copper-clad steel (CCS), and stainless steel tracer wire (See Table 1). **Can also be used as an access point for locators.**

Standards and References

TRACER-LOCK® Connector meets or exceeds all applicable UL standards and requirements of the National Electrical Code.

- Sealed Wire Connection System for use in Damp, Wet, Raintight, Watertight, Submersible, and Direct Bury Locations.

Construction

TRACER-LOCK® Connector is a one-piece mechanical connector that is injection molded from polycarbonate and features a threaded screw with a breakaway shear nut system. This closes the connector, strips the wire, and locks the installation with mechanical superiority. Connector has outstanding temperature and high impact resistance, along with extreme holding power to withstand backfill pressure. Pre-filled with anti-oxide compound for corrosion, longevity, and superior electrical continuity.

Specification Example

Tracer Wire Splicing: Contractor shall use a Tracer-Lock® Connector (#TL-LUG-SS), manufactured by Pro-Line Safety Products, on all mainline and lateral connections. Tracer-Lock® features a side-tap that eliminates cutting of the tracer wire main when a lateral is required.

Access Points: Tracer-Lock® can also be installed as an access point for locating crews. For an access point, use *Side-B* for holding the tracer main or lateral end as normal; then use *Side-A* with a 4” piece of tracer wire to act as a locate nub for hook-ups. For securing the connector in place to a structure, such as a gas meter or fire hydrant, use a plastic zip tie.

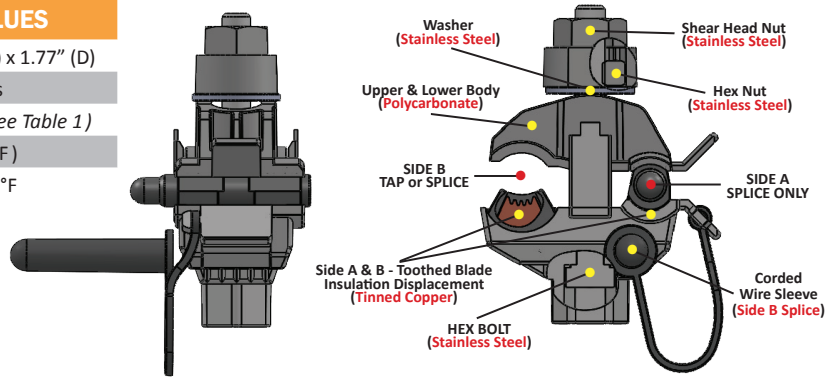
Spec Revision TL-LUG-SS, v4, updated 11.5.2019 5:18:00 CST

TABLE 1: WIRE COMBINATIONS (Conductor and Insulation Type Compatibility)

TRACER WIRE CONDUCTOR TYPE (COMPATIBILITY)						INSULATION TYPE (COMPATIBILITY)		
SIZE	COPPER SD/MHD/HD	HF-CCS PRO-TRACE®	HS-CCS PRO-TRACE®	HDD-CCS PRO-TRACE®	STAINLESS STEEL	PVC/NYLON	PVC	LDPE, LLDPE, HDPE, XLPE, HMWPE
18 AWG 16 AWG 14 AWG 12 AWG 10 AWG 8 AWG	YES Solid (or) Stranded	YES Solid (or) Stranded	YES Solid (or) Stranded	YES Solid (or) Stranded	YES Solid (or) Stranded	YES (MIN O.D. = 0.100") (MAX O.D. = 0.225")	YES (MIN O.D. = 0.100") (MAX O.D. = 0.225")	YES (MIN O.D. = 0.100") (MAX O.D. = 0.225")

TABLE 2: CONNECTOR (Physical and Electrical Properties)

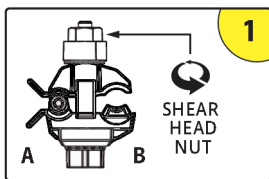
MEASUREMENTS	TYPICAL VALUES
Connector Size	2.56" (H) x 1.88" (W) x 1.77" (D)
Maximum Voltage	1,000 volts
Wire Range	Min #18 / Max #8 (See Table 1)
Temperature Rating	105°C (221°F)
Silicone Sealant Temperature	-40°F to 400°F



PRODUCT PART NO.	PRODUCT DESCRIPTION	PACKAGING		APPROX WEIGHT PER BOX	STOCK ITEM
		BAG QTY	BOX QTY		
WEIGHTS, MEASUREMENTS AND PACKAGING					
TL-LUG-SS	TRACER-LOCK CONNECTOR - 50 BAGS/BOX	1 / Bag	50 / Box	8 lbs	YES

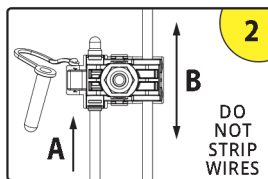
Installation Instructions

STEP #1



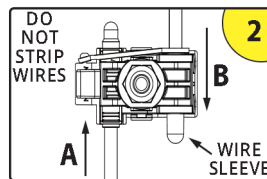
STEP 1: Loosen the Shear Head Nut to open up the Connector.

STEP #2: SIDE-TAP (OR)



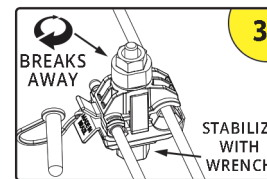
STEP 2: Position **Side B** of the connector at the desired location of the tracer main. Insert **un-stripped** end of lateral wire completely into **Side A**. Hand tighten to hold wires in place.

STEP #2: SPLICE



STEP 2: Insert **un-stripped** end of tracer wire completely into **Side A**. Insert **un-stripped** end of new tracer wire into **Wire Sleeve**, then position into **Side B**. Hand tighten to hold wires in place.

STEP #3



STEP 3: After wires are in place, use a 1/2" (13mm) socket wrench or drill. At 70lbs/in torque, the Shear Head Nut will break away.

*Your connection is now **TRACER-LOCKED™***



PRO-LINE
SAFETY PRODUCTS

a PRESCO company

Spec Revision TL-LUG-SS, v4, updated 11.5.2019 5:18:00 CST

PRO-LINE SAFETY PRODUCTS
1099 ATLANTIC DRIVE, UNIT 1 • WEST CHICAGO, IL 60185
TOLL FREE: 800.554.3424 WWW.PROLINESAFETY.COM